

ISTA system version	4.06.31.20649	Data version	R4.06.31	Programming data	-
VIN	D740343	Vehicle	5'/F10/SEDAN/520i/N20/AUTO/ECE/LL/2014/02		
Int.lev.works	-	Int.lev.(cur.)	-	Int.lev.(tar.)	-
Mileage	-				

63 13 200

Removing and installing/replacing front left or right auxiliary direction indicator



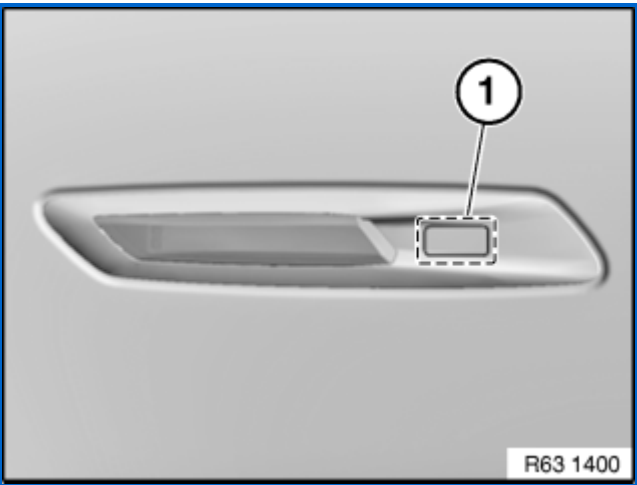
Special tools required:

- [00 9 322](#)



Important!


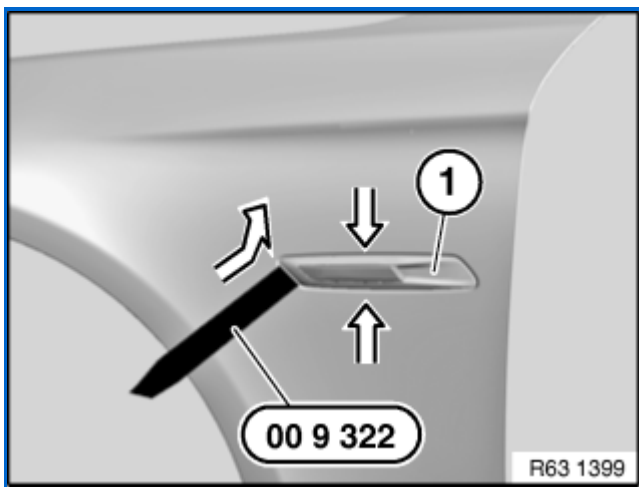
Risk of damage in vehicles with parking assist (PMA)!



Important!

There must be no pressure exerted on PMA sensor surface (1)!

Lift front auxiliary direction indicator lamp (1) with special tool [00 9 322](#). Release additional catches in the centre in the direction of arrow using a suitable tool.



Unlock plug connections (1) and disconnect.

Remove front auxiliary turn signal lamp (2).

Note:

The number of plug connections may vary, depending on the vehicle outfitting.