

BMW 5 Series  
Saloon

[www.bmw.com](http://www.bmw.com)



Sheer  
Driving Pleasure



# THE NEW BMW 5 SERIES SALOON.

## OUTSTANDING. STYLE.


**BMW EfficientDynamics**  
Less emissions. More driving pleasure.

International version. Please contact your local dealer for country specific information.

**A PICTURE WORTH  
A THOUSAND WORDS.**







## The new BMW 5 Series Saloon

### PASSION FOR PRECISION.

- 06 **Exterior**  
Aesthetic perfection.
- 12 **BMW ConnectedDrive**  
Make the most of the journey.
- 16 **Interior**  
Comfort at the highest level.
- 20 **BMW EfficientDynamics**  
Takes little, gives a lot.

### Technology

### INNOVATION IN MOTION.

- 22 **BMW ConnectedDrive**  
So connected, you're free.
- 26 **BMW EfficientDynamics**  
The technology package for reduced fuel consumption and emissions.
- 28 **Engines**  
The new generation of petrol and diesel powerplants.
- 30 **BMW M550d xDrive**  
Focused M power and high efficiency.
- 32 **BMW ActiveHybrid 5**  
Intelligent energy management at a new peak.
- 34 **Chassis and safety**  
Innovation designed for driving pleasure.

### Equipment

### AS INDIVIDUAL AS YOUR IMAGINATION.

- 38 **BMW 5 Series Saloon**
- 40 **BMW Modern Line**
- 42 **BMW Luxury Line**
- 44 **M Sport package**
- 46 **BMW Individual**
- 48 **Colours, upholstery and interior trims**
- 56 **Standard/Optional equipment**
- 67 **Original BMW Accessories**  
Versatile and individual.

### Overview

### THE ENTIRE RANGE AT A GLANCE.

- 68 **Technical data and information on fuel consumption and CO<sub>2</sub> emissions**
- 70 **BMW Service and BMW Welt**  
Exclusive offers for BMW customers.

#### Editorial

## EVERY MOMENT IS PERFECTION.

Achieving the best possible results, in every way, has always been the objective of the BMW 5 Series Saloon. This is what makes it so much more than a straightforward executive vehicle. Whatever the discipline, this car exudes composure and strength of character. Be it design, handling, interior comfort or functionality, the new BMW 5 Series is perfect for anyone who expects more than a stylish appearance from their saloon.

The attributes: sportiness, elegance, commanding poise – and, of course, a pioneering outlook. This is convincingly demonstrated by a host of technological innovations including BMW ConnectedDrive Services, a host of apps and the optional Driving Assistant Plus.

With the new BMW 5 Series Saloon, you are driving the best BMW 5 Series ever – a vehicle in which perfection is a given. And you don't just feel this on the drive to the office. You feel it on every conceivable journey. And every kilometre.

[www.bmw.com/5seriesSaloon](http://www.bmw.com/5seriesSaloon)

#### Equipment of the vehicle shown: BMW 535i Saloon Luxury Line.

Engine: BMW TwinPower Turbo inline six-cylinder petrol  
Output: 225kW (306hp)  
Wheels: 19" light alloy Multi-spoke Style 455  
Exterior colour: Glacier Silver metallic  
Upholstery: Exclusive Mocha Nappa leather with line-specific exclusive stitching  
Interior trim: Finline Anthracite

For information on fuel consumption and CO<sub>2</sub> emissions, see pages 68/69.





## STRIKING FORM. PURPOSEFUL LOOK.

The high standards of the new BMW 5 Series Saloon are self-evident, front to rear. It begins with the charismatic face of the car, with its optional new Adaptive LED headlights, levelled slightly at the top, and the now more acutely angled double kidney grille. To the rear, the newly developed taillights, which reveal the highest precision in every detail, express complete self-assurance. With their visual depth and L-shape form, they integrate perfectly with the rear profile with its new-look bumper while ideally complementing the overall aesthetic.





**DYNAMISM YOU CAN SEE.  
PRECISION YOU CAN FEEL.**





**BRINGS STYLE  
TO EVERY STREET.**





**IT'S IMPOSSIBLE  
TO LOOK AWAY.**





**AS FASCINATING  
AS THE PANORAMA.**







## ONE MORE TOUCH POINT.

The comfort offered by the new BMW 5 Series Saloon is as impressive as the extensive range of Office functions from BMW ConnectedDrive. With the option of practical USB and Bluetooth connectivity, for instance, you can connect your smartphone to the vehicle and have your contact data or schedule on view at any time in the Control Display. Still more typical driver orientation from BMW can be felt, in the true sense of the word, with the optional new iDrive Touch Controller. This allows you to enter letters and numbers with your own handwriting. The ambience in which this takes place is entirely up to you. This is because, along with the M Sports package, the BMW Modern and Luxury Lines offer two extra worlds of design to choose from. And that means even more distinctive character for the interior and exterior.





**WELCOME TO  
BUSINESS CLASS.**





## DISCOVER NEW EFFICIENCY.

With the BMW 535i, the new BMW 5 Series is an object lesson in efficiency and dynamics. Considering the engine output of 225kW (306hp), the figures speak for themselves: only 7.2-7.7 litres of fuel per 100 kilometres<sup>1</sup> and CO<sub>2</sub> emissions of between 169 and 179g/km. You can explore the city still more efficiently, however, on a BMW C650 GT Maxi Scooter. Its nimble handling and low fuel consumption are exactly what's needed for life in town.

<sup>1</sup> Fuel consumption and CO<sub>2</sub> emissions are dependent on wheel and tyre size. For more information, please see pages 68/69.



## BMW ConnectedDrive So connected, you're free.



Every day our lives are becoming more and more connected. BMW drivers, however, enjoy better connections with the outside world than most. They can source information, communicate by telephone and email, keep an eye on the traffic and generally stay up to date while on the move. The services that so effectively network BMW vehicles with the outside world are grouped under one term – BMW ConnectedDrive.



**BMW ConnectedDrive**, with its intelligent services and assistance systems, is ready with all the right equipment. BMW ConnectedDrive Services & Apps offer more freedom by providing versatile connections between the driver, vehicle and outside world. BMW ConnectedDrive Driver Assistance systems make driving a BMW safer and more comfortable. And intelligent systems make life easy for the driver and minimise the dangers of traffic.

For more information, go to:

[www.bmw.com/ConnectedDrive](http://www.bmw.com/ConnectedDrive)

## BMW CONNECTED DRIVE SERVICES & APPS – INTELLIGENT CONNECTIVITY.

The **BMW ConnectedDrive Services & Apps\*** – configuring them according to your individual needs is now quicker and easier than ever before. Want to listen to your favourite music on every journey? No problem with AUPEO! personal internet radio.



### AUPEO! PERSONAL INTERNET RADIO – CREATE YOUR OWN RADIO PROGRAMME.

With a smartphone and the free AUPEO! personal internet radio app you can make sure that you will only ever hear music that you like. Customisable internet radio adapts itself to your musical taste. Choose from over 120 music genres, to access a music library that currently comprises over one million songs. Use the “Love” and “Ban” buttons in the Control Display to define your musical preferences. The smartphone is connected to the car via the snap-in adapter or a cable recommended by BMW. This function requires the Navigation System Professional.



### INTERNET – INFORMATION AT YOUR FINGERTIPS.

Whether you need to check the balance in your bank account, place a bid on eBay or look something up in Wikipedia, the BMW ConnectedDrive Internet option ensures that you can do whatever you need to do online. To enable you to surf to your heart's content, the iDrive Controller in the centre console doubles as a computer mouse.



### BLUETOOTH OFFICE.

Bluetooth Office enables BMW office functions such as email, appointments, tasks, contacts and text messages to be shown on the Control Display or read out over the audio speakers using the read-aloud function. All compatible mobile end devices are listed at [www.bmw.com/bluetooth](http://www.bmw.com/bluetooth).

\* May not be available in all countries. Please consult your BMW partner.  
The images shown here are equipment examples. Features are individually specific to every BMW. Depending on the model, the Control Display and presentation of content may differ.



# BMW CONNECTED DRIVE DRIVER ASSISTANCE – A CO-DRIVER WHO THINKS AHEAD.

**BMW ConnectedDrive Driver Assistance** includes innovative functions that enhance safety and convenience, maximising your driving pleasure. Inch-perfect parking? Park Distance Control (PDC) helps you do it. Improved safety in the dark? BMW Night Vision takes care of it.



## BMW HEAD-UP DISPLAY – ALWAYS SEE WHERE YOU'RE GOING.

The optional full-colour BMW Head-Up Display uses a multi-colour TFT display to project important driving information onto the windshield, in your direct field of vision. Information displayed includes current road speed and navigation instructions. The availability of more colours makes it easier to distinguish general driving information such as speed limits from warnings such as "pedestrian on the road" (optional with BMW Night Vision). The display ensures that your eyes are always on the road ahead, making driving safer. In addition, the BMW Head-Up Display can be aligned horizontally.



## BMW NIGHT VISION WITH PEDESTRIAN RECOGNITION AND ACUTE WARNING.

An optional infrared camera in the double kidney grille detects people and animals up to a distance of 300 metres, displaying images on the Control Display. Pedestrian recognition also gives a visual warning to indicate if people are moving close to the road, up to a distance of 100 metres ahead. This means that the driver can recognise potential danger significantly earlier and react more quickly. The new Acute Warning system helps in imminently critical situations, thereby offering even greater safety.



## DRIVING ASSISTANT – LEAN BACK AND LEAVE THE ROAD TO YOUR BMW.

Driving Assistant combines the camera-based systems Lane Departure Warning and Approach Control Warning. From a speed of approx. 70km/h, the system draws the driver's attention to an unintentional lane change by means of slight vibrations in the steering wheel. Approach Control Warning detects cars ahead and warns of an imminent risk of collision. Pedestrians are detected too, so the driver is warned of a potential collision and if necessary the brakes are applied.



## PARK ASSISTANT.

This optional driver assistance system makes parallel parking easier. When travelling at speeds below 35km/h, the system measures any parking gaps the vehicle passes. When a big enough gap has been found, the Park Assistant will do the steering, while the driver continues to operate the accelerator and brake pedals – supported by acoustic signals and instructions in the Control Display.



## PARK DISTANCE CONTROL (PDC) – IN A TIGHT SPOT? NO PROBLEM.

Parking and manoeuvring in confined spaces made easy. The Park Distance Control at the front and rear takes ultrasound measurements of the distance to any obstacles, gives you an acoustic warning and shows the distance between them and your car on the Control Display, depending on the equipment installed.



## ACTIVE PROTECTION.

Active Protection comprises a number of vehicle safety features. In a critical situation, for example, the safety belts are pre-tensioned, the seats are moved to an upright position and the windows are closed. Following an accident, the vehicle can also be automatically braked to a standstill. Additionally, Attention Assistant monitors the driver's steering input and responds with appropriate recommendations in the Control Display.





**BMW EfficientDynamics**  
Less emissions. More driving pleasure.

## BMW EFFICIENT DYNAMICS – MAKING A LITTLE GO A LONG WAY.

BMW was one of the first manufacturers to pursue the goal of efficient drive technologies, as part of its multi-award-winning sustainability strategy. BMW EfficientDynamics, included as standard, is a comprehensive technology package designed to reduce fuel consumption and emissions – while simultaneously enhancing dynamic performance. A winner of many technology awards, it has enabled the BMW Group to reduce the CO<sub>2</sub> emissions of its European new-vehicle fleet by over 30% since 1995. Currently, 22 models<sup>1</sup> produce less than 120g of CO<sub>2</sub> per kilometre. The BMW Group intends to achieve a further 25% reduction in CO<sub>2</sub> emissions by 2020.

Different paths to the same destination: unmistakable BMW driving pleasure. Under the umbrella of BMW EfficientDynamics, BMW is continuously developing innovative systems that will bring us closer to the long-term goal of emission-free mobility. This BMW initiative for more driving pleasure is based on several pillars:

**Technology package.** The optimisation of vehicles powered by conventional diesel and petrol engines continues apace. A comprehensive technology package, with innovations including BMW TwinPower Turbo technology, ECO PRO mode and the Auto/Start Stop function, enables the reduction of fuel consumption and emissions, while at the same time increasing power output and driving enjoyment. And it all sets the standard in every BMW.

**BMW ActiveHybrid.** The BMW ActiveHybrid 3, the BMW ActiveHybrid 5 and the BMW ActiveHybrid 7 introduce impressive hybrid powertrain technology to the BMW range. All models combine excellent efficiency with high dynamics thanks to intelligent energy management.

**BMW eDrive.** The most intelligent and dynamic way to drive an electric vehicle. This newly developed drivetrain technology combines sheer driving pleasure with the future. Three core elements lie at the heart of BMW eDrive technology: an electro-synchronous motor, a high-performance lithium-ion battery and intelligent energy management. With this technology, BMW is delivering pure electric driving alongside true premium quality – paving the way for the emissions-free mobility of tomorrow.

**BMW Hydrogen.** With hydrogen, BMW envisions a long-term opportunity for emissions-free mobility. And, since the 1980s, it has had a pioneering role in driving its development. The BMW Hydrogen 7, a luxury saloon with a hydrogen-powered combustion engine, was presented in 2006.

**BMW i.** Following the guiding theme of EfficientDynamics, BMW i is developing visionary new vehicle concepts for electric mobility, such as the BMW i3 and the BMW i8. The focus is on existing BMW EfficientDynamics technology interacting with intelligent lightweight engineering innovations such as the use of carbon. With an emphasis on sustainability throughout the value chain and complementary mobility services, BMW is redefining our understanding of personal mobility.

## BMW EFFICIENT DYNAMICS INNOVATIONS IN THE NEW BMW 5 SERIES SALOON AT A GLANCE.

The **Auto Start/Stop function** temporarily switches off the engine during short vehicle stops such as traffic lights or in traffic jams to reduce fuel consumption. When the clutch (manual) or the brake (automatic) is applied, the engine starts up again automatically and within fractions of a second.

**BMW TwinPower Turbo technology** combines the petrol engines with a TwinScroll turbocharger with Valvetronic, Double-VANOS and High Precision Injection. With the diesel engines, CommonRail direct injection combines a turbocharger (535d and 525d with two-stage turbocharging) with variable turbine geometry. These measures significantly reduce fuel consumption in all powerplants, while, at the same time, considerably increasing the power across a wide speed range.

With **Brake Energy Regeneration**, the alternator generates electricity mainly when the driver lifts off the accelerator pedal or applies the brakes. The kinetic energy this develops is converted into electric power and fed into the battery.

Unlike conventional hydraulic systems, **Electric Power Steering** uses energy only when the steering wheel is turned. On straight roads, the electric motor remains inactive.

**Aerodynamics.** Carefully optimised aerodynamics measures ensure an excellent drag coefficient and, therefore, a positive effect on overall efficiency.

A host of features contribute. They include flat underbody panelling, the optimised design of the front apron and air intakes and airflow management measures in the wheel-arches.

The **Optimum Shift Indicator** recommends the most suitable gear for fuel-efficient driving. The system also recommends when to shift up or down and adapts to individual driving behaviour.

The **eight-speed automatic transmission** provides significantly higher gearshifting and driving comfort thanks to closely defined gear ratios and minimised changes in engine speed at each transition. This also leads to a perceptible increase in dynamism and reduced fuel consumption. Additionally, a gear lever allows manual shifts.


Fuel-consumption-friendly **ECO PRO mode** adapts accelerator pedal and gearbox responses while also moderating the heating/air conditioning systems. ECO PRO tips further improve fuel efficiency with suggestions that optimise driving behaviour with the bonus range function indicating how many extra kilometres have been gained in the process. The results, depending on driving style, can lead to reductions in fuel consumption by up to 20 per cent. An additional five per cent saving is possible through the Coasting function, Route-Ahead Assistant and, in conjunction with the automatic transmission and the Navigation system Professional, ECO PRO Route. The savings potential quoted relates to the findings of internal BMW studies.

<sup>1</sup> Status as of 07/2013



# EVERYTHING REVOLVES AROUND JOY. SEVERAL THOUSAND TIMES PER MINUTE.

The **petrol engines**. Power, refinement and superb revving ability are the hallmarks of every BMW engine. It follows, naturally, that the engines available for the BMW 5 Series are all in line with the BMW EfficientDynamics philosophy. The guiding objective is to deliver power to the road while reducing fuel consumption and CO<sub>2</sub> emissions to a minimum. So whatever engine you choose, you can be certain of complete driving pleasure – for all the right reasons.



## BMW 550i.

The top of the range BMW TwinPower Turbo V8 engine combines two turbochargers with Valvetronic, Double-VANOS and High Precision Injection. This delivers a full 650Nm of maximum torque between 2,000 and 4,500rpm. The engine, with its 330kW (450hp)<sup>1</sup> accelerates the vehicle from 0 to 100km/h in an impressive 4.6 seconds. And thanks to High Precision Injection, fuel is used with the utmost efficiency.

## BMW 535i.

The 3.0-litre BMW TwinPower Turbo inline six-cylinder petrol engine combines Valvetronic, Double-VANOS and High Precision Injection with a TwinScroll turbocharger. The intelligent innovations package delivers average fuel consumption of just 8.0–8.4l per 100km, CO<sub>2</sub> emissions of 186–196g/km and impressive performance values: 225kW (306hp)<sup>1</sup>, max. torque of 400Nm and acceleration from 0 to 100km/h in only 5.8s. Top speed is 250km/h.

## BMW 528i.

The BMW TwinPower Turbo four-cylinder petrol engine offers its peak torque of 350Nm at an extremely low 1,250rpm. And, thanks to BMW TwinPower Turbo technology, which combines a TwinScroll turbocharger with Valvetronic, Double-VANOS and High Precision Injection, the 180kW (245hp)<sup>1</sup> powerplant accelerates the vehicle from 0–100km/h in 6.2s. Maximum speed is 250km/h; average fuel consumption is 6.6–7.0l per 100km; CO<sub>2</sub> emissions are 154–164g/km.

## BMW 520i.

The BMW TwinPower Turbo four-cylinder petrol engine, with its 2.0-litre capacity, deploys a TwinScroll turbocharger with Valvetronic, Double-VANOS and High Precision Injection. This results in powerful character and, at the same time, high efficiency. Output of 135kW (184hp)<sup>1</sup> and max. torque of 270Nm enables acceleration from 0 to 100km/h in 7.9s and a top speed of 235km/h. Average fuel consumption is 6.4–6.8l per 100km and CO<sub>2</sub> emissions are 149–159g/km.

The **diesel engines**. All BMW 5 Series diesel engines are equipped with BMW TwinPower Turbo technology and impress with their refined power and the highest efficiency. The latest CommonRail technology ensures running smoothness and fuel economy combined with immediate responsiveness and enormous revving ability. All variants feature lightweight aluminium design and, of course, are fitted with a maintenance-free particle filter as standard. BMW BluePerformance technology, which significantly reduces nitrogen oxide emissions, is also available as standard. With this feature, vehicles already comply with the EU6 emissions standard coming into force in 2014.



## BMW 535d.

With its BMW TwinPower Turbo technology, the range-topping diesel combines CommonRail direct injection and two-stage turbocharging with variable turbine geometry. The inline six-cylinder engine, which delivers its maximum torque of 630Nm at 1,500–2,500rpm and generates 230kW (313hp)<sup>1</sup>, appeals with its smooth running and extremely spontaneous responses. The other key facts on this engine, also available as a BMW 535d xDrive version: 0–100km/h in 5.3s (535d xDrive: 5.1s), average fuel consumption of 5.3–5.6l (535d xDrive: 5.6–6.0l) per 100 kilometres. In addition, the all-wheel drive system improves traction and tracking stability.

## BMW 530d.

The BMW TwinPower Turbo inline six-cylinder diesel engine, with a 3.0-litre capacity, combines CommonRail direct injection and a turbocharger with variable turbine geometry. At just 1,500rpm, the engine develops 190kW (258hp)<sup>1</sup> and impressive torque of 560Nm. The sprint from 0 to 100km/h takes 5.8s. Average fuel consumption is only 5.1–5.5l per 100km and CO<sub>2</sub> emissions are a low 134–144g/km.

## BMW 525d.

The BMW TwinPower Turbo four-cylinder diesel engine with its 2.0-litre capacity and 160kW (218hp)<sup>1</sup> output combines CommonRail direct injection and two-stage turbocharging with variable turbine geometry. Maximum torque of 450Nm is reached at 1,500rpm. The BMW 525d reaches 100km/h from a standing start in 7.0s and top speed is 248km/h. Average consumption: 4.9–5.3l of diesel per 100 kilometres. CO<sub>2</sub> emissions: 129–139g/km.

## BMW 520d.

The BMW TwinPower Turbo four-cylinder diesel engine generates an impressive 135kW (184hp)<sup>1</sup> output from its 2.0-litre displacement. It combines CommonRail direct injection and a turbocharger with variable turbine geometry and, with its 380Nm of peak torque accessible between 1,750 and 2,750rpm, reaches the 100km/h mark from a standstill in 8.1s. Top speed is 234km/h. Average fuel consumption is an efficient 4.5–4.9l per 100km and CO<sub>2</sub> emissions are 119–129g/km.

## BMW 518d.

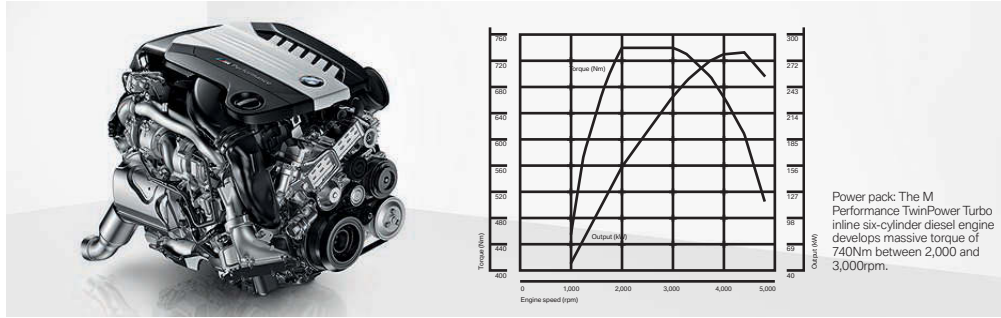
The BMW TwinPower Turbo four-cylinder 2.0-litre diesel engine delivers its output of 105kW (143hp)<sup>1</sup> and max torque of 360Nm flexibly and powerfully. This is due to CommonRail direct injection and a turbocharger with variable turbine geometry. As a result, the BMW travels from 0 to 100km/h in 9.7s and goes on to a top speed of 214km/h. This engine is also efficient, consuming an average of only 4.5–4.9l of fuel per 100km and emitting 119–129g/km of CO<sub>2</sub>.

<sup>1</sup> Fuel consumption and CO<sub>2</sub> emissions are dependent on wheel and tyre size. For more information, please see pages 68/69.



# THE BMW M550d xDRIVE. M GENES INCLUDED.

powered by 



Power pack: The M Performance TwinPower Turbo inline six-cylinder diesel engine develops massive torque of 740Nm between 2,000 and 3,000rpm.

**BMW M550d xDrive.** The M Performance TwinPower Turbo inline six-cylinder diesel engine combines CommonRail direct injection and unique three-stage turbocharging with variable turbine geometry. Maximum torque of a thrilling 740Nm is available at low revs and across a broad power band while output reaches a peak of 280kW (381hp)<sup>1</sup>. These characteristics all ensure exceptionally spontaneous dynamism and acceleration from 0-100km/h in just 4.7 seconds. Such high performance alongside average fuel consumption of 6.3 litres per 100km and CO<sub>2</sub> emissions of 165g/km reveals an excellent performance/efficiency ratio. What's more, the BMW M550d xDrive is the only vehicle in its class to meet the EU6 emissions standard, coming into force in 2014. It all emphasises, once again, the innovative power of BMW.

<sup>1</sup> Fuel consumption and CO<sub>2</sub> emissions are dependent on wheel and tyre size. For more information, please see pages 68/69.



**Sport automatic transmission** with gearshift lever featuring the M logo.



**Tailpipes.** The twin tailpipes on the left and right each come with a dark chrome trapezoid surround.



**M550d badging** makes a powerful impression for the top model in the BMW 5 Series range.





# BMW ACTIVE HYBRID 5. THE MOST DYNAMIC WAY TO DRIVE A HYBRID.

Can a car become more efficient while, at the same time, deliver even greater dynamics? Yes it can. As demonstrated by the BMW ActiveHybrid 5. With its intelligent drive concept, the first full hybrid BMW saloon represents the next BMW ActiveHybrid generation. The BMW ActiveHybrid 5 offers superior agility and unique design along with the perfect combination of dynamics and elegance. Thanks to intelligent energy management it enables functions such as purely electric driving over distances of up to three or four kilometres at up to 60km/h as well as coasting at up to 160km/h with the engine off. More intense acceleration, available via the Boost function, complements the sustainability concept. With overall system output of 250kW (340hp)<sup>1</sup>, the vehicle consumes, on average, just 6.4-7.0 litres of fuel per 100km and emits 149-163g of CO<sub>2</sub> per kilometre.

### Stationary climate control.

This can be used to make the air conditioning cool the BMW ActiveHybrid 5 a few minutes before you get inside. It is done by the electric air conditioning compressor so not a drop of fuel is burnt. The system can easily be activated from a distance with the key fob remote.



### Lithium-ion high-performance battery.

This supplies, with maximum efficiency, the energy needed for pure electric driving in the BMW ActiveHybrid 5. The innovative battery is also charged on every journey by Brake Energy Regeneration as soon as you lift off the accelerator or apply the brakes. The lithium-ion high-performance battery has a long service life and comes with a certificate guaranteeing its performance for the first 100,000km for a maximum of five years.

**Performance Hybrid.** The BMW TwinPower Turbo six-cylinder inline petrol engine in combination with the electric motor in the BMW ActiveHybrid 5 ensures significantly reduced fuel consumption and maximum dynamism.

**Eight-speed automatic transmission.** Very closely defined gear ratios allow better utilisation of the optimum rev range and ease of use. In combination with the electric drive functions, it offers significantly more driving comfort with considerably reduced fuel consumption and emissions.



□ **18" light alloy wheels Streamline 364**, 8 J x 18 with 245/45 R 18 tyres. Innovative and aerodynamically optimised. (17" light alloy wheels V-spoke 236 as standard).



■ **Active Hybrid 5 designation** on the C-pillar directly behind the Hofmeister kink, on the front doorsills and, inside, on the aluminium trim of the centre console cupholder cover.




■ **The aluminium door sill finishers** mark the threshold to a particularly elegant and exquisitely finished interior.



■ **ActiveHybrid 5 badging** to the rear of the Hofmeister kink.



■ **Electric driving.** When ECO PRO mode is activated via the **Driving Experience control switch**, the 40kW electric motor enables driving solely on electric power over distances of up to three to four kilometres. Also in this mode, when the driver lifts off the accelerator, the transmission interrupts the flow of power to the engine and switches it off. The BMW then glides along in near-silence at up to 160km/h. In Comfort mode, the vehicle coasts at up to 80km/h.



■ **The Boost function** enables particularly dynamic acceleration – during overtaking moves, for instance – by engaging the power of the electric motor to support the engine. A graphic in the Control Display shows that the electric motor boost function is active. The system draws on stored energy created by Brake Energy Regeneration.

<sup>1</sup> Fuel consumption and CO<sub>2</sub> emissions are dependent on wheel and tyre size. For more information, please see pages 68/69.





## THE BEST PLATFORM FOR DRIVING DYNAMICS. AN OUTSTANDING CHASSIS.

A wide range of innovative technology in the new BMW 5 Series Saloon ensures that you thoroughly enjoy every journey. Many features are also intelligently networked, allowing you to experience maximum driving pleasure in the utmost safety – in every straight, every curve, every second.



**Integral Active Steering**, for rear-wheel drive vehicles, combines steering rear wheels with a variable steering-transmission ratio on the front axle. At up to 60km/h, the rear wheels steer in the opposite direction to the front wheels. This makes the wheelbase feel like it is shorter and thus improves manoeuvrability and agility. From about 60km/h, the rear wheels steer in the same direction as the front wheels. The resulting impression of a longer wheelbase enhances driving stability and comfort, which is particularly welcome when fast and abrupt lane changes are needed.

**Adaptive Drive** combines the active chassis control systems, Dynamic Drive and Dynamic Damper Control. Sensors constantly monitor speed and steering wheel angle as well as lateral and longitudinal acceleration of the vehicle. Based on this data, the stabiliser and shock absorber settings are regulated. This results in precise steering responses, shorter braking distances and, at the same time, increased ride comfort.

Optional **Dynamic Damper Control** allows the driver to ideally match the shock absorber characteristics to the driving situation. In addition to the standard Comfort setting, there are two other programmes with this option. With Comfort+ (not for M550d xDrive), the shock absorbers give a soft ride, reducing motion of the car to a minimum, especially on bumpy roads. In Sport/Sport+, the shock absorbers are set to a firmer position, for a sporty ride.

The **standard Driving Experience control switch incl. ECO PRO** in the centre console allows you to select your desired mode at the touch of a button. In Comfort mode, the engine and transmission remain in their standard settings. ECO PRO mode is orientated towards efficiency. And Sport mode puts the focus on even more dynamic driving.

The intelligent BMW all-wheel system **xDrive** adapts to even the most difficult road situations by always offering maximum possible traction. With xDrive and Dynamic Stability Control (DSC), your vehicle remains stable and on track. xDrive distributes power between the axles in fractions of a second for optimum roadholding.

The **eight-speed Sport automatic transmission** adapts to your individual driving and offers a spectrum ranging from comfortable gliding through to the most dynamic driving style. Along with automatic gear selection, it is also possible to make manual shifts via a shortened selector lever or paddles on the Sport leather steering wheel.

With **Dynamic Stability Control (DSC)**, sensors constantly monitor driving status and, as necessary, modify directional stability and traction by intervening in the engine and brake management systems. This makes it easier to handle the vehicle, even in difficult road

conditions, and actively enhances driving safety and therefore driving pleasure.

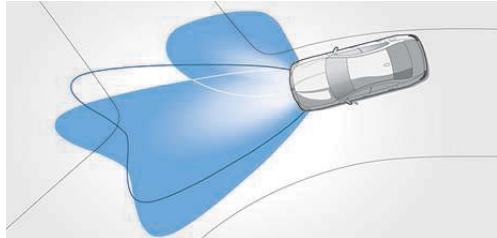
**Passive safety.** Thanks to targeted selection of materials, a high-strength structure and an intelligent lightweight construction concept, the body of every BMW meets the highest requirements of passive safety and, in conjunction with highly efficient restraint systems, ensures maximum possible occupant protection. They are also designed in accordance with the leading crash tests carried out by independent institutions.



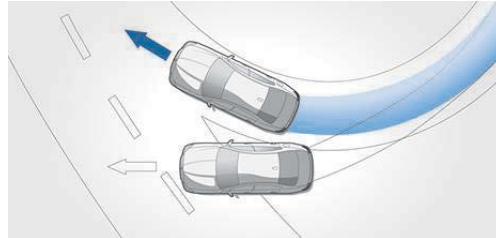
## MORE SAFETY. MORE DRIVING PLEASURE.

The new BMW 5 Series Saloon is full of cutting-edge technology that can always be relied on. Superb handling characteristics and innovative equipment come as standard, giving the driver exactly the right support for any situation. It all means that you can feel safe in all road conditions.

[www.bmw.com/5seriesSaloon](http://www.bmw.com/5seriesSaloon)



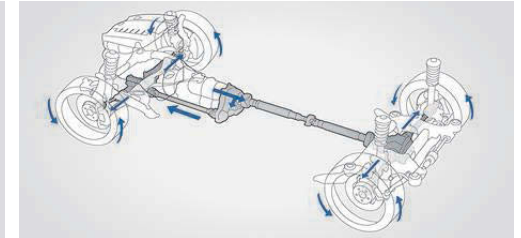
□ **Adaptive Headlights** with variable light distribution for city and motorway, dazzle-free high-beam assistance with automatic full and dipped beam as well as Bi-Xenon technology provide optimum illumination of the road ahead. The cornering lights are activated automatically by the steering angle or when the indicators are switched on, even when the car is stationary.



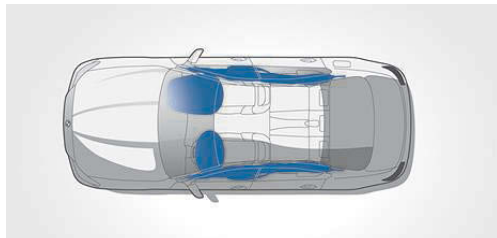
■ With **Dynamic Stability Control (DSC)**, sensors constantly monitor driving status and, as necessary, modify directional stability and traction by intervening in the engine and brake management systems. This makes it easier to handle the vehicle, even in difficult road conditions, and actively enhances driving safety and therefore driving pleasure.



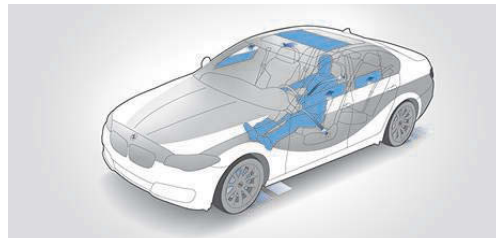
■ The **BMW restraint system** for driver and front passenger comprises three-point seat belts, belt tensioners and belt-force limiters to ensure the most effective restraining effect in a collision. To avoid incorrect use, the rear seat belt buckles are coded.



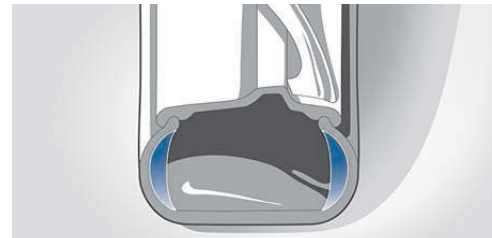
□ The intelligent all-wheel drive system **xDrive** adapts perfectly to even difficult road conditions by always providing the required extra traction. With xDrive and Dynamic Stability Control (DSC), your vehicle remains stable and on track. xDrive distributes drive power flexibly between the vehicle's axes in fractions of a second for optimum road-holding. This allows xDrive to combine the advantages of all-wheel drive – traction, directional stability and driving safety – with the agility typical of a BMW.



■ The **airbags** for the driver and front passenger are central, precisely coordinated safety features in your BMW. Driver and front passenger airbags, the Curtain System with head airbags as well as front seatback-integrated side airbags provide effective protection for you and your passengers in the event of a collision.

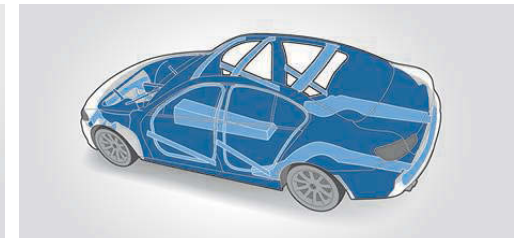


□ **Active Protection** is the preventative occupant protection system from BMW ConnectedDrive. In critical situations, for example, the safety belts are pre-tensioned, the seats are moved to an upright position and the windows are closed. Following an accident, the vehicle can also be automatically braked to a standstill. Additionally, Attention Assistant monitors driving behaviour for signs of fatigue. The system also analyses steering input, picks up on irregularities and responds with a recommendation to take a break shown in the Control Display.



□ **Runflat tyres.** In the event of a puncture, reinforced sidewalls mean the tyres stay on the rim so you can get to the nearest workshop.

■ The **Tyre Defect Indicator (TDI)** warns the driver with a light in the cockpit when there is a slight drop in tyre pressure. When there is a large pressure drop, there is an additional acoustic warning.



■ The **passenger cell.** Thanks to the directions of the beams and node joints and selective use of high-strength materials, this functionally designed structure provides maximum passive safety in the event of front, side or rear impact.



## THE NEW BMW 5 SERIES SALOON.



The cockpit with its centre console inclined towards the driver demonstrates typical BMW driver orientation. The Radio Professional and 6.5" flat-screen colour display are already included as standard, as is the multifunction leather

steering wheel for excellent grip. Automatic, two-zone climate control as well as superb craftsmanship further enhance the sense of well being.



The new BMW 5 Series Saloon comes, as standard, with diagonal upholstery cloth in Anthracite (pictured: Veneto Beige Dakota leather) as well as the high-gloss Black interior trim. The BMW also offers plenty of storage space, including two cupholders in the centre console and compartments in the doors.



The new BMW 5 Series Saloon comes with 17" light alloy wheels V-spoke 236 as standard. BMW 550i and BMW 550i xDrive models feature 18" light alloy wheels V-Spoke 328 as standard.



The new BMW 520i Saloon in the optional exterior colour Imperial Blue metallic, brilliant effect.



## THE NEW MODERN LINE BMW 5 SERIES SALOON.

### Modern Line interior equipment:

- Doorsill trims, front and rear, illuminated, with aluminium inserts and BMW logo (not for ActiveHybrid 5)
- Seats in cloth Anthracite
- Seats in Dakota leather with exclusive stitching in Ivory White or Black and in Ivory White or Black exclusive Nappa leather, each with exclusive stitching
- Interior trim in Pearl, dark
- Interior trim in Aluminium Weave, fine-wood trim Fineline, light, high-gloss Black, Fine-brushed aluminium or Fine-wood trim Ash Grain Brown
- Sport leather steering wheel, upper part of instrument panel and door panels in Oyster, dark, or Black depending on upholstery colour
- Key fob in Oyster, dark, with pearlescent chrome insert
- Seat heating for driver and front passenger
- BMW Individual extended leather equipment

### Modern Line exterior equipment:

- 18" light alloy wheels Turbine styling 452, Bicolour finish
- 19" light alloy wheels Turbine styling 453, Bicolour finish, with mixed tyres
- Front and rear bumpers with trim elements in satinated aluminium
- BMW kidney grille with vertical bars in satinated aluminium
- LED fog lights
- Modern logo on the side
- Matt chrome tailpipes
- B-pillars and mirror bases in high-glass Black
- Window recess covers and window frame trim in satinated aluminium, front and rear

### BMW Individual:

the features available from BMW Individual perfectly complement the Modern Line (see pages 46/47).



■ Modern side lettering.



■ Key fob in Oyster, dark, with pearlescent chrome insert.



■ 18" light alloy wheels Turbine styling 452, in Bicolor Ferric Grey, 8 J x 18 with 245/45 R18 runflat tyres.



□ 19" light alloy wheels Turbine styling 453, in Bicolor Ferric Grey, with mixed, runflat tyres.

The combination of lively, light colours with optional Comfort seats in exclusive Ivory White Nappa leather and the optional fine-wood Fineline, light, interior trim creates an attractive, contemporary look.



The new Modern Line BMW 550i xDrive Saloon in the optional Jatoba metallic exterior colour.



## THE NEW LUXURY LINE BMW 5 SERIES SALOON.

### Luxury Line interior equipment:

- Illuminated front and rear doorsill finishers with aluminium insert and BMW logo (not for ActiveHybrid 5)
- Seats in Dakota leather with exclusive stitching in Black, Veneto Beige or Oyster
- Seats in Mocha or Ivory White exclusive Nappa leather, each with exclusive stitching
- Interior trim in fine-wood Finesline Anthracite
- Interior trim in fine-wood Ash Grain Brown with inlays and accent trim in high-gloss chrome
- Sport leather steering wheel
- Key fob in Black with chrome insert
- Seat heating for driver and front passenger
- BMW Individual extended leather equipment

### Luxury Line exterior equipment:

- 18" light alloy wheels Multi-spoke 454
- 19" light alloy wheels Multi-spoke 455 with mixed tyres
- Front and rear bumpers with trim elements in chrome
- BMW kidney grille with chrome-look vertical bars
- LED fog lights
- Luxury logo on the side
- Chrome tailpipes
- Illuminated door handles with chrome inserts
- B-pillars and mirror bases in high-gloss Black
- Window recess covers and window frame trim in chrome, front and rear

### BMW Individual:

the features available from BMW Individual perfectly complement the Luxury Line (see pages 46/47).



■ Luxury side lettering.



■ Key fob with chrome insert.



■ 18" light alloy wheels Multi-spoke 454, 8 J x 18 with 245/45 R 18 runflat tyres.



19" light alloy wheels Multi-spoke 455 with mixed, runflat tyres.

The combination of optional Sport seats in Veneto Beige Dakota leather and the optional Ash Grain Brown fine-wood trim with inlays gives the interior a particularly refined ambience.



The new Luxury Line BMW 520d Saloon with the optional Sophisto Grey metallic, brilliant effect, exterior colour.



## THE NEW M SPORT PACKAGE 5 SERIES SALOON.

### M Sport package interior equipment:

- M doorsill finishers, front and rear
- M leather multifunction steering wheel
- Sport seats for driver and front passenger in exclusive cloth-Alcantara combination Grey Shadow Anthracite with M look
- Sport seats for driver and front passenger in Dakota leather
- Comfort seats for driver and front passenger in Dakota leather with exclusive stitching
- Comfort seats for driver and front passenger in exclusive Nappa leather with exclusive stitching
- Interior trim in Aluminium Hexagon
- Interior trim in Fine-brushed aluminium, fine-wood trim Ash Grain, Ash Grain Brown with inlays, high-gloss Black, Fineline Anthracite, Fineline, light, Pearl, dark, or Aluminium Weave
- M footrests
- BMW Individual Anthracite roofliner
- BMW Individual extended leather equipment

### M Sport package exterior equipment:

- 18" M light alloy wheels Double-spoke 613 M with mixed tyres or
- 19" M light alloy wheels Double-spoke 351 M with mixed tyres
- M Aerodynamics package (front apron with larger air inlets, side sills with additional lighting edge, rear apron with diffuser insert in Dark Shadow metallic)
- LED fog lights
- BMW Individual high-gloss Shadow Line
- Dark chrome tailpipes
- M Sport chassis (not with xDrive or ActiveHybrid 5)
- M logo on side

### BMW Individual:

the features available from BMW Individual perfectly complement the M Sport package (see pages 46/47).



Athletic interior design with a sporty M leather steering wheel, Sport seats in the cloth-Alcantara combination Grey Shadow Anthracite with M piping and the Aluminium Hexagon trim.



■ A sporty sight: doorsill finishers in aluminium with M lettering front and rear.



■ 18" M light alloy wheels Double-spoke 613 M with mixed, runflat tyres. Front: 8 J x 18 with 245/45 R 18 tyres. Rear: 9 J x 18 with 275/40 R 18 tyres.



M 19" light alloy wheels Double-spoke 351 M with mixed, runflat tyres.



The new M Sport package BMW 535i Saloon in the exclusive Carbon Black metallic exterior colour.

powered by 





## BMW Individual. The most exclusive way to drive a BMW.

Uniqueness of character is revealed in every detail – the essence of true exclusivity. Give full expression to your pursuit of perfection.

□ Convincing, inside and out. The BMW Individual offer for the new BMW 5 Series Saloon sets the tone. It starts with the BMW Individual paint finish in Frozen Dark Blue metallic. The designers of this special colour found inspiration in the clarity of icy polar nights and the result is a cool beauty that gives Frozen Dark metallic an unmistakable aura. Its matt, deep-blue surface also presents the powerful design language of the BMW 5 Series Saloon to its very best effect. And it proves one thing – true luxury is revealed in elegant restraint.

The sense of elegance is also evident inside. Here, the lighter shades of the Merino leather in Cashmere Beige and the Sen Light Brown interior trim open the eyes to a spacious interior flooded with light. The BMW Individual Cashmere Beige Merino leather appeals, primarily, in two ways: through its velvet-smooth appearance and its exceptional softness. Both values are due to the unique origins of the leather. Even in the material selection process, the most meticulous standards are applied. The Merino leather, in its most natural condition, then undergoes

the elaborate process of barrel pigmentation and perfect craftsmanship to ensure a smooth, open-pored structure and unmistakable softness. This is exclusivity in its most natural state. And with a fascinating spectrum of colours available, from Silk Grey to Amaro Brown, the choice is yours. The BMW Individual 5 Series Saloon. As unique as you are.



Experience BMW Individual interactive. With the BMW Individual iPad App.

BMW Individual extended fine-grain Merino leather Cashmere Beige, fine-wood trim Sen Light Brown and wood inlay for the leather steering wheel.



BMW Individual paint finish Frozen Dark Blue metallic.



BMW Individual fine-grain Merino leather in Cashmere Beige, Amaro Brown, Champagne, Silk Grey, Platinum and Nutmeg (top to bottom).

BMW Individual paint finish Frozen Dark Blue metallic.




BMW Individual extended fine-grain Merino leather Cashmere Beige, fine-wood trim Sen Light Brown, wood inlay for leather steering wheel and leather-covered instrument panel.





Exterior colours.



■ **Non-metallic** 300 Alpine White



□ **Metallic** B64 Kallisto Grey




□ **Dakota leather** LCDF Veneto Beige<sup>1</sup>



■ **Non-metallic** 668 Black



□ **Metallic** B65 Jatoba



□ **Dakota leather** LCEZ Cinammon Brown<sup>1</sup>, with lower part of instrument panel in Cinammon Brown



□ **Metallic** 475 Sapphire Black



□ **Metallic** A96 Mineral White



□ **Metallic** 416 Carbon Black<sup>1</sup>



□ **Metallic** B40 Liquid Blue<sup>2</sup>



□ **Metallic** A72 Cashmere Silver



□ **Metallic** A52 Space Grey



□ **Metallic** A90 Sophisto Grey, brilliant effect



□ **Metallic** A89 Imperial Blue, brilliant effect



□ **Metallic** A83 Glacier Silver



■ **Diagonal cloth** AWAT Anthracite



■ **Diagonal cloth** AWDF Veneto Beige



□ **Dakota leather** LCSW Black<sup>1</sup>

Interior colours.



Black



Veneto Beige



Oyster<sup>2</sup>



■ 4AT/4EH Black, high-gloss<sup>3</sup>



□ 4B9 Fine-brushed aluminium<sup>3</sup>




□ 4BN Fine-wood trim Ash Grain Brown<sup>3</sup> (standard for 550i, 550i xDrive and ActiveHybrid 5)

Exterior colours.



□ **BMW Individual** 490 Frozen Grey metallic



□ **BMW Individual fine-grain Merino leather** ZAP6 Champagne<sup>3,4,7</sup> with exclusive piping



□ **BMW Individual** S34 Azurite Black metallic



□ **BMW Individual** 490 Frozen Silver metallic



□ **BMW Individual fine-grain Merino leather** ZAP7 Silk Grey<sup>3,4,7</sup> with exclusive piping




□ **BMW Individual** X02 Citrine Black metallic



□ **BMW Individual** 490 Frozen Cashmere Silver metallic




□ **BMW Individual fine-grain Merino leather** ZAKO<sup>4,5</sup>/ZAKS<sup>3,4</sup> Cashmere Beige<sup>6</sup> with exclusive piping



□ **BMW Individual** X04 Moonstone metallic



□ **BMW Individual** 490 Pure metal Silver



□ **BMW Individual fine-grain Merino leather** ZAML Nutmeg<sup>3,4</sup> with exclusive leather



□ **BMW Individual** X08 Champagne Quartz metallic



□ **BMW Individual** 490 Frozen Dark Blue metallic



□ **BMW Individual** X11 Frozen Bronze metallic



□ **BMW Individual** X13 Pyrite Brown metallic



□ **BMW Individual** 490 Brilliant White metallic

Upholstery colours.




□ **BMW Individual fine-grain Merino leather** ZAC8 Platinum<sup>3,4,7</sup> with exclusive piping



□ **BMW Individual fine-grain Merino leather** ZAP5 Amaro Brown<sup>3,4,7</sup> with exclusive piping

Interior trims.



□ **BMW Individual interior trim** XE5 Fine-wood trim Plane Auburn dark



□ **BMW Individual interior trim** XEW Fine-wood trim Sen Light Brown



□ **BMW Individual interior trim** XE7 Piano finish Black

<sup>1</sup> Also available for M Sport package.

<sup>2</sup> Only available for ActiveHybrid 5.

<sup>3</sup> Also available for Modern Line, Luxury Line and M Sport package.


<sup>4</sup> BMW Individual extended fine-grain Merino leather equipment includes front and rear seats including headrests, rear of seat backrests, inserts in door panels, centre console including armrest and the lower part of the instrument panel.

<sup>5</sup> Only in conjunction with Modern Line.


<sup>6</sup> Available either with interior colour Oyster/Oyster, dark, (ZAKO) or interior colour Black (ZAKS).

<sup>7</sup> BMW Individual Alcantara roofliner available in upholstery colour.

**Upholstery colours.  
Modern Line.**



■ **Diagonal cloth** AWAT Anthracite



□ **Dakota leather** LCLZ Black with exclusive stitching



□ **Dakota leather** LCOT Oyster with exclusive stitching, with upper part of instrument panel, steering wheel and door trim in Oyster, dark



□ **Dakota leather** LCOU Oyster with exclusive stitching



□ **Exclusive Nappa leather** LZLZ Black with exclusive stitching



□ **Exclusive Nappa leather** LZEO Ivory White with exclusive stitching, with upper part of instrument panel, steering wheel and door trim in Oyster, dark




□ **Exclusive Nappa leather** LZEU Ivory White with exclusive stitching, with upper part of instrument panel, steering wheel and door trim in Black

**Upholstery colours.  
Luxury Line.**



■ **Dakota leather** LCLY Veneto Beige with exclusive stitching



□ **Dakota leather** LCLZ Black with exclusive stitching



□ **Dakota leather** LCOX Oyster with exclusive stitching



□ **Exclusive Nappa leather** LZMW Mocha with exclusive stitching, with lower part of instrument panel in Mocha



□ **Exclusive Nappa leather** LZET Ivory White with exclusive stitching


**Upholstery colours.  
M Sport package.**



■ **Cloth-Alcantara combination** Grey Shadow AZAT Anthracite



□ **Dakota leather** LCLY Veneto Beige with exclusive stitching



□ **Dakota leather** LCLZ Black with exclusive stitching



□ **Dakota leather** LCOX Oyster with exclusive stitching



□ **Exclusive Nappa leather** LZMW Mocha with exclusive stitching, with lower part of instrument panel in Mocha



□ **Exclusive Nappa leather** LZET Ivory White with exclusive stitching

**Interior trims.  
Modern Line.**



■ 4DZ Interior trim Pearl, dark



□ 4CK Fine-wood trim Finesline, light



□ 4EF Interior trim Aluminium Weave

**Interior trims.  
Luxury Line.**



■ 4CE Fine-wood trim Finesline Anthracite



□ 4CT Fine-wood trim Ash Grain Brown, with inlay

**Interior trims.  
M Sport package.**



■ 4MR Aluminium Hexagon



□ 4CK Fine-wood trim Finesline, light



□ 4CT Fine-wood trim Ash Grain Brown, with inlay



□ 4DZ Interior trim Pearl, dark



□ 4EF Interior trim Aluminium Weave



□ 4CE Fine-wood trim Finesline Anthracite

Please note that, over time, even correct use can lead to unrecoverable upholstery damage. This can be caused, in particular, by non-colourfast clothing.

■ Standard equipment □ Optional equipment

These pages show the colours and materials available for the new BMW 5 Series Saloon. Use them to identify your favourite colours or compare various combinations. These colour samples are meant to give a first impression of paints and materials. Experience has shown, however, that printed versions of paint, upholstery colours and interior trims cannot in all cases faithfully reproduce the appearance of the originals. We therefore recommend that you consult your BMW partner on your preferred colour choices. They will be happy to show you samples and assist with special requests.









## Standard / Optional equipment.



□ **Adaptive LED Headlights** with dazzle-free high-beam assistance, cornering lights and adaptive lights. Their bright colour approximates daylight for optimum illumination of the road, improved visibility and reduced tiredness when driving at night. The four LED light rings present an unmistakable look.

■ **Xenon Headlights** for high and low beam, including headlight washing system, accent lights and side indicators with LED technology, automatic headlight range control as well as parking, standing and daytime-running lights using four LED light rings.



■ The design of the **rear lights** is instantly recognisable, even at long distances, thanks to distinctive, finely drawn horizontal light strips in LED technology.



■ **Wing mirrors**, elec. adjustable, with indicators in LED tech.

□ **Interior mirror and wing mirrors:** automatic anti-glare, incl. mirror memory<sup>1</sup>. Automatic parking function for passenger-side wing mirror and electric fold-in function for both wing mirrors.



□ **LED foglights** harmoniously complement the colour of the LED or Xenon Headlights. The bright white light also increases safety when visibility is poor.



□ **BMW Individual high-gloss Shadow Line** with numerous details in high-gloss black: front and rear side window trim, window recess covers front and rear, window guides on the rear doors and wing mirror frames.



□ **BMW Individual Exterior Line** in satinated aluminium features window side frames and window recess covers in satinated aluminium. Additionally, many details are finished in high-gloss black: wing mirror frames, base and triangle, B-pillar trims and rear-door window guides.



■ **The headlight washing system** ensures optimal illumination in all weathers. Headlights are automatically cleaned in parallel with the windscreen when the windscreen wash function is activated.



□ **xDrive**. The intelligent all-wheel system distributes power continuously and variably to the front and rear wheels for increased traction, directional stability and driving safety in every situation.



■ **Rain sensor** incl. automatic headlight activation ensures optimum visibility in the rain and the onset of darkness. The interval speed of the windscreen wipers is regulated according to rain intensity and, when needed, the low beam comes on automatically.

□ **Dazzle-free high-beam assistance** continuously adjusts the high beam according to traffic for optimum illumination of the road.



□ **Glass roof** slide and tilt with fingertip control, electrically adjustable floating headliner, trap release and comfort opening/closing function allowing personal control of the airflow for a pleasant interior climate. An integrated automatically extending wind deflector ensures high acoustic comfort. The glass roof can also be operated from outside using the key fob remote control.



■ **Tail pipes**, featuring two single pipes left and right for 535i, 535i xDrive and ActiveHybrid 5. Twin tailpipes for 520i, 528i, 528i xDrive, 518d, 520d, 520d xDrive, 525d, 525d xDrive, 530d and 530d xDrive.



■ **Tail pipes**, trapezoid-shaped, left and right for 550i, 550i xDrive and M550d xDrive.

<sup>1</sup> Only in conjunction with electric seat adjustment.

## Standard / Optional equipment.



17" light alloy wheels Multi-spoke 456, 8 J x 17 with 225/55 R 17 runflat tyres.



17" light alloy wheels V-spoke 236, 8 J x 17 with 225/55 R 17 tyres.



17" light alloy wheels Streamline 363, 8 J x 17 with 225/55 R 17 tyres.



18" light alloy wheels V-spoke 328, 8 J x 18 with 245/45 R 18 runflat tyres. (Standard for 550i and 550i xDrive.)



18" light alloy wheels Streamline 364, 8 J x 18 with 245/45 R 18 runflat tyres.



18" light alloy wheels Star-spoke 365, 8 J x 18 with 245/45 R 18 runflat tyres.



19" light alloy wheels V-spoke 331, with mixed runflat tyres. Front: 8.5 J x 19 with 245/40 R 19 tyres. Rear: 9 J x 19 with 275/35 R 19 tyres.



19" light alloy wheels V-spoke 366 with mixed, runflat tyres. Front: 8.5 J x 19 with 245/40 R 19 tyres. Rear: 9 J x 19 with 275/35 R 19 tyres.

## Luxury Line.



18" light alloy wheels Multi-spoke 454, 8 J x 18 with 245/45 R 18 runflat tyres.



19" light alloy wheels Multi-spoke 455, with mixed, runflat tyres. Front: 8.5 J x 19 with 245/40 R 19 tyres. Rear: 9 J x 19 with 275/35 R 19 tyres.

## Modern Line.



18" light alloy wheels Turbine styling 452 in Bicolor Ferric Grey, 8 J x 18 with 245/45 R 18 runflat tyres



19" light alloy wheels Turbine styling 453 in Bicolor Ferric Grey with mixed, runflat tyres. Front: 8.5 J x 19 with 245/40 R 19 tyres. Rear: 9 J x 19 with 275/35 R 19 tyres.

## M Sport package.



18" M light alloy wheels Double-spoke 613 M with mixed, runflat tyres. Front: 8 J x 18 with 245/45 R 18 tyres. Rear: 9 J x 18 with 275/40 R 18 tyres.



19" light alloy wheels Double-spoke 351 M with mixed, runflat tyres. Front: 8.5 J x 19 with 245/40 R 19 tyres. Rear: 9 J x 19 with 275/35 R 19 tyres. (Standard for M550d xDrive.)



BMW Individual 19" light alloy wheels V-spoke 349 I with mixed, runflat tyres. Front: 8.5 J x 19 with 245/40 R 19 tyres. Rear: 9 J x 19 with 275/35 R 19 tyres.



## Standard / Optional equipment.



■ **Leather steering wheel**, three-spoke.

□ **Steering wheel heating** is a particularly welcome comfort feature in winter. The steering wheel rim can be warmed up within seconds at the touch of a button.



□ **M leather multifunction steering wheel** incl. larger thumbrests and a thicker rim for better grip and a more sporty look (gearshift paddles only in conjunction with Sport automatic or automatic transmission with gearshift paddles).



□ **Sport leather multifunction steering wheel**, black, three-spoke and with chrome inserts.



□ **BMW Individual leather steering wheel** with Piano finish Black wood ring inlay.<sup>1</sup>



■ **Six-speed manual transmission** enables a very sporty driving style with smooth, perfectly defined ratios for enjoyably precise, short-throw shifting. The closely spaced gearing – according to driving style – allows even more individual use.



□ **Eight-speed automatic transmission**. This provides significantly higher gearshifting and driving comfort thanks to closely defined gear ratios and minimised changes in engine speed at each transition. This also leads to a perceptible increase in dynamism and reduced fuel consumption. Additionally, a gear lever allows manual shifts. (Standard for 550i, 535d, 530d and all xDrive models).



□ **Eight-speed Sport automatic transmission** with electronic gear selection and Adaptive Transmission Management for dynamic and, at the same, efficient driving. Gearshifts can also be made manually via a dynamically designed selector lever or gearshift paddles on the steering wheel (Standard for M550i xDrive).



■ **Driving Experience control switch incl. ECO PRO mode** in the centre console. Allows you to select your desired mode at the touch of a button. In Comfort mode, the engine and transmission remain in their standard settings. ECO PRO mode is orientated towards efficiency. And Sport mode puts the focus on even more dynamic driving. The active setting is shown beneath the speedometer.



■ **Standard seats** for driver and front passenger, with electric adjustment for seat height and backrest angle. The driver's seat angle is also electrically adjustable. Fore and aft seat positioning and headrest heights are manually adjustable.

□ **Seat heating** for driver and front passenger. With three heating levels for seat surfaces and backrests.



□ **Comfort seats** for driver and front passenger incl. active headrests and headrest heights can all be adjusted. Lumbar support and memory function for driver and front passenger also included.

□ **Active seats** for driver and front passenger ensures relaxed travel even on long journeys thanks to alternating up and down movement of the seat surface.

□ **Active front seat ventilation** for a pleasantly cool seat temperature and noticeably more comfort.



□ **Sport seats** for driver and front passenger offer optimum lateral support. Seat height, backrest and seat angle are electrically adjustable. Thigh support is manually adjustable.



□ **Electric seat adjustment** with memory function allows desired configurations of the seat, steering wheel position and wing mirrors to be saved. Settings can be restored at any time. Memory function only for driver's seat. (Standard for 550i and 550i xDrive.)

□ **Lumbar support** for driver and front passenger, electrically adjustable for height and depth for an ergonomically perfect seating position.



□ **Ambient Lighting** provides illumination in areas including the front centre console, all door pockets and door panels, door openers, door sills, door exit areas and the exterior door handles. Either a brighter white or a muted orange light can be selected. (Standard for 550i, 550i xDrive and ActiveHybrid 5).

■ **Interior lighting** includes two make-up lights and two front footwell lights, four door exit lights, rear reading lights as well as illumination in the luggage compartment and glove box.

<sup>1</sup> Wood ring inlay is similar to the BMW Individual interior trim version.

## Standard / Optional equipment.



□ **Driving Assistant** combines the camera-based systems Lane Departure Warning and Approach Control Warning. From speeds of around 70km/h, the system warns of unintentional lane departure with light vibration in the steering wheel. Approach Control Warning detects vehicles ahead and warns of a potential collision. Pedestrians are also detected and the driver is alerted to collision risk. If necessary, braking is initiated.



□ **Driving Assistant Plus** with Approach Control Warning and Lane Departure Warning plus Active Cruise Control with the Stop&Go function and Traffic Jam Assistant<sup>1</sup>. With these features, Driving Assistant Plus increases safety and comfort in motorway driving. The Navigation System Professional is required for its use.



□ **Active Cruise Control with Stop&Go function** incl. Approach Control Warning with braking function. This system maintains a pre-selected distance from the vehicle ahead, automatically adjusts the speed through to a standstill and re-accelerates up to the chosen speed.



□ **Lane Change Warning** detects, at speeds from 20km/h, a vehicle in the driver's blind spot or approaching in the overtaking lane and alerts the driver with a warning symbol in the wing mirror. If the driver still intends to change lane, steering wheel vibration and a flashing symbol warns of the potentially critical situation.



□ **Speed Limit Info** incl. no-overtaking indicator detects speed limits and information on overtaking restrictions and shows them in the Info Display in the instrument cluster or the full-colour BMW Head-Up Display. The Navigation system Business or Professional is required for its use.



■ **ECO PRO mode** reduces fuel consumption by up to 20 per cent depending on individual driving style. An additional five per cent in savings can be achieved with the Coasting function, Route-Ahead Assistant and ECO PRO Route, in conjunction with the automatic transmission and Navigation system Professional.



□ **Active Protection** comprises a number of vehicle safety features. In a critical situation, for example, the safety belts are pre-tensioned, the seats are moved to an upright position and the windows are closed. Following an accident, the vehicle can also be automatically braked to a standstill. Additionally, Attention Assistant monitors the driver's steering input and responds with appropriate recommendations in the Control Display.



□ **BMW Head-Up Display, full-colour**, projects driving-relevant information directly into the driver's field of vision (with only limited recognition in polarised sunglasses). In this way, focus always remains on the road ahead. Information shown includes current speed, navigation instructions, Speed Limit Info incl. no-overtaking indicator, Check Control messages and infotainment.



■ **Instrument cluster** features four analogue dials for speed, rpm, tank capacity and oil temperature as well as an Info Display which, for example, shows the exterior temperature and on-board computer functions.

□ **Instrument cluster with extended functionality** (shown here) including, among other features, a high-resolution Info Display for showing Check Control functions, navigation instructions and other information as well as information on music tracks being played. When ECO PRO mode is active, ECO PRO tips use graphics to encourage a more efficient driving style (Standard on ActiveHybrid 5).



□ **Multifunctional Instrument Display** with Black Panel technology and a 12" diagonal screen offers an impressive visual representation of the driving experience. Three different modes and their specific characteristics, adapted with colour and graphics, can be displayed in the instrument cluster. The modes are: Comfort, ECO PRO and Sport (shown here).



□ **BMW Night Vision with pedestrian recognition** uses an infrared camera to detect people and animals up to a distance of 300 metres and show the corresponding images directly in the Control display. Additionally, the system can locate people and larger animals even at long distances in the dark, illuminate them and provide a warning in the instrument cluster.



□ **Parking Assistant** helps with parallel parking. Suitable parking places can be selected and shown on the Control Display. When a button is held, the system actively supports the driver, including selecting gear, steering, accelerating<sup>1</sup> and braking<sup>1</sup>.



□ **Park Distance Control (PDC)**, front and rear, helps with parking and manoeuvring in confined spaces. When the vehicle approaches an obstacle, there is a warning signal and a visual indication in the Control Display.  
 □ **Rear View camera** allows better orientation when reverse parking at speeds below 20km/h.  
 □ **Surround View** comprises the Rear View camera with Top View and Side View to offer a panoramic 270-degree perspective. The system provides support in confined situations and when negotiating areas where visibility is limited.

<sup>1</sup> Expected to be available 11/13.



## Standard / Optional equipment.



□ **iDrive Touch Controller** enables intuitive and convenient operation of the iDrive system. Using the Controller-integrated touchpad, for instance, destination addresses for the navigation system can be entered using your own handwriting while the input is conveniently shown in the Control Display.



□ **Ceramic application for control functions** include the gear lever, the front Controller surround as well as volume and temperature controls. For a high-quality and unique impression.

■ **iDrive Controller**, within easy reach in the centre console, allows intuitive operation of all integrated iDrive functions via the Control Display.



□ **Automatic air-conditioning with four-zone regulation**, equipped as automatic air-conditioning with two-zone regulation but with additional air vents in the B-pillars as well as a comfort vent in the centre of the instrument panel for directional or draft-free ventilation. Additionally, the outer rear seats feature individual temperature control complete with display (Standard for 550i, 550i xDrive, Active-Hybrid 5 and M550d xDrive).



■ **Automatic air-conditioning with two-zone regulation** plus automatic air flow and temperature control and separate settings for driver and front passenger. Includes rear-seat vents, microfilter, fogging sensor, Max-Cool button and park ventilation function.



□ **Navigation system Business** incl. Radio Professional, CD drive and a fixed 6.5" LCD colour monitor. Route guidance is provided by arrow or map displays and natural-language instructions.



□ **Navigation System Professional** incl. 10.2" LCD colour display with split-screen function (main and support window), Radio Professional with DVD drive, 20GB of storage for audio files, Real Time Traffic Information and ConnectedDrive Services. The iDrive Controller with one-touch buttons and eight favourites buttons allow intuitive operation. The map display uses 3D optics with satellite images in the background. Selected points of interest are shown in photo-realistic style (Standard on Active-Hybrid 5).



□ **Bang & Olufsen high-end Surround Sound system** includes 16 loudspeakers with 1,200 watts of music power. Dirac Dimensions signal processing also helps ensure outstanding acoustics. Two sound options are featured, Studio and Expanded, along with special lighting effects for the individual speaker frames.



■ **Radio BMW Professional** features a 6.5" colour monitor, iDrive Controller with one-touch buttons, CD drive and MP3 decoder.

□ **DAB tuner** (Digital Audio Broadcasting) offers all major stations including a wide variety of special interest broadcasts across the entire transmission range and in perfect sound quality thanks to digital reception. DAB+ enabled for even better sound quality.



□ **Harman Kardon Surround Sound system** with a powerful 600-watt digital amplifier, vehicle-specific equalising, 16 loudspeaker incl. centre speaker, DIRAC signal processing and surround mode creates an aural experience of the highest intensity. An aluminium signature in each of the mirror triangles on the speaker covers is also featured.



□ **Rear Entertainment Professional**, with two separate 9.2" colour displays (adjustable for angle) and a DVD drive. Allows navigation and use of the internet while the car is being driven. Also features remote control and connections for MP3 players, games consoles and headphones (also wireless).

## Standard / Optional equipment.



**Automatic tailgate operation** for convenient opening and closing of the tailgate. All it takes is a simple press of a button on the A-pillar on the driver's side or on the vehicle key. It can also be closed using a button in the tailgate.



**Soft-close automatic** gently pulls the doors shut.



**Personal Profile** stores preferred settings in the third and fourth programmable buttons on your vehicle key. This allows, for instance, settings for temperature and air distribution of the automatic air conditioning as well as seat and wing mirror positions to be activated, depending on the key used. With the third and fourth buttons, additional functions such as follow-me-home lighting, stationary cooling and different opening and closing combinations of the doors and tailgate can be saved and used.



**Through-loading system** includes 60:40-split rear seat backrest for more transportation possibilities and more individual seating and luggage compartment configurations; centre armrest with an integrated storage compartment; two cupholders; a ski bag. A matching ski and snowboard bag is available from Original BMW Accessories.



**Sunblinds.** Electric for the rear window and mechanical for the side windows.



**Comfort Access** allows keyless access to the vehicle via the driver's door, front passenger door and the tailgate. Also includes courtesy lighting of the front and rear exterior door handles as well as contactless opening of the tailgate which involves a small movement of the foot beneath the rear bumper (closes only in conjunction with automatic tailgate operation).



**BMW Welt.** Vehicle handover is one of the most special moments for any driver. Turn that moment into an unforgettable day at BMW Welt, the experience and delivery centre in Munich. To find out more, please go to [www.bmw-welt.com](http://www.bmw-welt.com)



**BMW Service Inclusive.** When it comes to service, your BMW partner is also ready with an intelligent solution. With BMW Service Inclusive, there are no additional costs for regular maintenance work within an agreed term or mileage limit. For more information, please go to [www.bmw.com/ServiceInclusive](http://www.bmw.com/ServiceInclusive)

## Original BMW Accessories\*.



**20" M Performance light alloy wheels V-spoke 464 M.**



**Travel & Comfort System folding table,** offers rear passengers a practical surface and is adjustable for both height and incline.



**Bicycle/e-bike holder for the trailer tow hitch,** for transporting up to two bicycles.



**BMW Junior Seat, Group 1,** for children from about 10 months to 3.5 years (approx. 9-18kg). Available in two colour choices.



**Snap-in adapter** for using the telephone or listening to music.



**Travel & Comfort system coat hanger** for crease-free transport of clothes. Can also be detached for use outside the vehicle.



**BMW holder for Apple iPad** with base support that attaches to the front seat headrest bars.

Driving a BMW is always a special experience, but it can be made even more so with Original BMW Accessories thanks to their combination of unique ideas, supreme functionality and clever design. Discover a wide range of innovative features for the exterior and interior as well as for communication and information. There are also many solutions for transportation and the luggage compartment. Your BMW Service partner will be pleased to advise you on the complete range of Original BMW Accessories and will have a special catalogue waiting for you. For more information please visit [www.bmw.com/accessories](http://www.bmw.com/accessories)

\* May not be available in all countries. Please consult your BMW partner.





**The BMW Service concept: always up to speed.** When you buy a BMW, you can look forward to superb service and comprehensive customer care, with a worldwide network of more than 3,300 BMW Service partners in more than 150 countries ready to assist you at any time. The vehicle's on-board diagnostics keep you informed of when the car is next due for a check-up and what work needs to be done. **Condition Based Service (CBS)** tracks service fluids and the condition of essential parts subject to wear. It also monitors the time- and mileage-linked service requirements of your BMW. Using these measurement data, the Info Display in the cockpit automatically alerts you in advance whenever

any part of the vehicle requires servicing. The iDrive Control Display contains exact information on which vehicle components will need to be serviced and when. In conjunction with BMW TeleServices\*, the innovative telematics service provided by BMW Service, the CBS data are automatically transmitted to your BMW Service partner. This means that your service consultant has more time for you, and can provide more comprehensive advice. Your BMW Service partner will of course have **Original BMW Parts** available for any work to be done. In short: quality and safety are our top priorities.



## TAILOR-MADE FOR YOUR VEHICLE. BMW SERVICE.



With **BMW Service Inclusive\***, you'll no longer need to worry about the costs involved in maintaining your BMW and replacing worn-out parts. A one-off payment covers all kinds of BMW Service assistance, including Original BMW Parts – worldwide, at all participating BMW Service partners. With BMW Service Inclusive, you can specify a contract duration and choose different levels of service.

The advantages:

- Total cost transparency.
- No price increase over the agreed duration.
- Time-saving automated processes.
- Flexible duration, mileage and service level.
- Entirely transferable to the next owner.
- Mileage, duration and service level can be optionally upgraded at any time.

The BMW Service Inclusive packages are available from your BMW Service partner, at a price that is significantly lower than buying each service individually. For more information visit [www.bmw.com/serviceinclusive](http://www.bmw.com/serviceinclusive)

\* May not be available in all countries. Please consult your BMW partner.



With **BMW TeleServices\***, you are always in safe hands. This feature enables your BMW to contact your BMW Service partner and register itself for a service appointment. As soon as the CBS sensors detect a service requirement, the vehicle will initiate an automatic BMW Teleservice call and transmit all service-related data – which previously had to be collected in the workshop. Your service consultant will then call you back to arrange an appointment. As vehicle information is transferred in advance, time in the workshop can be spent more efficiently, and your BMW will be back on the road more quickly. In the unlikely event of a breakdown, BMW Teleservice Diagnosis enables you to transmit vehicle and location data directly to BMW breakdown assistance. With BMW Teleservice Assistance, malfunctions can often be remedied remotely, getting you back on the road in no time. For further information, visit

[www.bmw.com/teleservices](http://www.bmw.com/teleservices)



**Mobile Service\***: in the event of a breakdown, BMW Mobile Service is at your disposal round the clock. Specially trained BMW technicians will do everything necessary to get your BMW back on the road, with telephone or on-site assistance as needed. Simply contact BMW Mobile Service. In addition, all BMW vehicles newly registered from 1 January 2011 come with 24 months of comprehensive mobility services in line with the applicable BMW Mobile Care warranty conditions (including towing, rental car, taxi, hotel accommodation and vehicle return). This BMW mobility warranty is automatically extended by another 24 months if you have the scheduled engine oil service performed by your authorised BMW Service partner – for up to five years after initial vehicle registration. More detailed information is available from your BMW Service partner or online at

[www.bmw.com/mobileservice](http://www.bmw.com/mobileservice)



**BMW Financial Services.** If there's one more thing you could wish for to go with your BMW, it might simply be the perfect financing solution – one that leaves you with enough room for the other good things in life. BMW Financial Services provides you with personalised leasing, finance and insurance options – tailored to your requirements and budget. But we offer you more than just favourable conditions. Take for example the components of our leasing package, which include courtesy vehicles and insurance. For further information please visit [www.bmwfs.com](http://www.bmwfs.com). See for yourself – your BMW partner will be pleased to make you an individual offer for your desired car.

## EXPERIENCE MORE WITH BMW.



**BMW Magazine: information and entertainment.** Competent and comprehensive, the BMW Magazine brings you all the latest news from the world of BMW. You will receive two issues per year free of charge when you purchase a new BMW.



**BMW Driving Experience:** "Learn how to enhance your driving pleasure." Driving a BMW should be fun. And as with any other piece of sports equipment, the better you master it, the more fun you have with it. The BMW Driving Experience teaches you – on-road and off, on snow and ice, or even in the Namibian desert – how far you can push your BMW while still remaining perfectly safe. Courses range from BMW Safety and Snow and Ice Training to M Race Track Training on one of the toughest circuits in the world – the Nürburgring. More information is available at

[www.bmw-drivingexperience.com](http://www.bmw-drivingexperience.com)



**BMW Welt: treat yourself to the luxury of picking up your new BMW at BMW Welt.** A visit to the place that has been home to the BMW brand for more than 90 years will make your first encounter with your new BMW an unforgettable experience. Use the opportunity for a tour to acquaint yourself with the BMW Group's complete brand portfolio. The BMW Welt new-vehicle pick-up is integrated into this impressive brand presentation. Select your favourite option from among the following three: Premium Compact, Premium or Premium Plus. Visit us online today at [www.bmw-welt.com](http://www.bmw-welt.com). Your local BMW partner will also be pleased to provide you with further information. We look forward to welcoming you!



**BMW TV\***: your source for all things BMW. This is where you can get to know the brand in all its facets, through comprehensive features, portraits, and background reports. [www.bmw.tv/com](http://www.bmw.tv/com) provides you with up-to-date and entertaining information on automobiles, innovations, motor shows, events, sports, and lifestyle topics.

## SHAPING THE FUTURE – RESPONSIBLY.

For the eighth time in a row, the BMW Group has been ranked the most sustainable automotive company worldwide in the Dow Jones Sustainability Index. This is because sustainability is an integral part of our value chain – it encompasses every stage from the development of fuel-saving and alternative vehicle concepts to eco-friendly production processes and recycling. Our research and development philosophy, BMW EfficientDynamics, delivers tangible benefits to customers, our climate and the environment. Since 1995, for example, our

European new-vehicle fleet's CO<sub>2</sub> emissions have dropped by more than 30%.

But that's not all. We plan to reduce the amount of resources – such as water and energy – consumed by our vehicle manufacturing operations by 45% per vehicle over the period from 2006 to 2020. In our engine plant in Steyr, Austria, we've already reached the next level: since 2007, production there has generated no waste water at all.

And of course each of our vehicles is designed for easy and economical recycling after its long running life. Please contact your BMW partner on all matters regarding your end-of-life vehicle. Further information on this topic is also available on our website.

[www.bmw.com/recycling](http://www.bmw.com/recycling)  
[www.bmw.com/EfficientDynamics](http://www.bmw.com/EfficientDynamics)  
[www.bmwgroup.com/responsibility](http://www.bmwgroup.com/responsibility)



More about BMW

[www.bmw.com](http://www.bmw.com)



Sheer  
Driving Pleasure



The models illustrated in this brochure show the specifications of vehicles produced by BMW AG for the German market. In part, they include optional equipment and accessories not fitted as standard. According to the specific requirements of other markets, alterations in models, standard and optional equipment, as described in this brochure, may occur. For more precise information about country-specific vehicle versions, please contact your local BMW partner. Subject to change in design and equipment.  
© BMW AG, Munich/Germany. Not to be reproduced wholly or in part without written permission of BMW AG, Munich.

BMW recommends  **EDGE**

